

NEW
UPDATED
INFORMATION

Become a Certified Gunsmith!

Be Your Own Boss - Work From Home:

How-to Turn Your Passion for Firearms Into a Rewarding, Gunsmithing Career Generating Significant Income On YOUR Terms, Working On Guns and Doing What YOU Love...

- Without having to leave home, or quit your job and move across the country to attend school
- Without spending years and \$50,000 dollars or more on training, and
- Study at home, without fear, or risk of embarrassment, as you learn REAL Gunsmithing in the fastest, most effective and affordable way possible.



Read On To Discover How In as little as 90 Days You can start Gunsmithing, Working Part-time, Full-time, As YOUR Own Boss, Being Respected and Generating Serious Income – Even In Retirement! *Here's how:*

This special report will teach you how to become a certified gunsmith studying from home

Imagine what it would be like to completely understand the design and function of firearms:

Having the ability to properly Repair & Customize Pistols, Revolvers, Shotguns, Rimfires and Rifles step-by-step... ALL with total rock-solid confidence in your abilities...

Imagine being sought after by friends and neighbors for your expertise, qualified to charge a significant, yet ultimately fair, fee for your services

AS A CERTIFIED GUNSMITH




Gene Kelly,
President, American
Gunsmith Institute

Dear Potential Gunsmith,

My name is Gene Kelly, president of AGI, the American Gunsmithing Institute, and I am a Certified Professional Gunsmith. I have been Gunsmithing for over 45 years and have had a Federal Firearms license to manufacture firearms for almost as long. I have been teaching gunsmiths for over 30 years and even wrote the book, "Becoming an American Gunsmith".

I want to share this knowledge with you.

First I want to thank you for *requesting this insider Gunsmithing information*. In it you'll learn how to become a real Certified Gunsmith and make money, part-time, full-time or as a retirement income doing what you love.



In fact, you can do this without having to leave home, or quit your job and move, without spending years and tens of thousands of dollars and without fear of risk or embarrassment.

The Best Part: You can do it ALL in as little as 3 months by watching one Video a day and for about 1/5th the cost of attending a campus-based school. Plus you will learn skills, Tricks and Tips, that they don't teach at those schools.

Per your request, I am also going to share with you the Introductory Gunsmithing Video Lesson Training VIDEO with access to the online version below. This may prove to be one of the most unique and unusual videos you've ever seen. Why? For these 3 very important reasons:

1. It was made especially for YOU, ***a person Passionate about firearms and wanting to truly understanding their design, operation, and repair.***
2. It will show you how to become a Professional Gunsmith through our exclusive Design, Function, and Repair training... Not just someone who swaps parts and hopes for the best.
3. And, how **you can be a respected, competent Gunsmith starting in as little as 90 Days**, using tools you probably already have in your workshop/garage, while studying at your own pace from the comfort of your own home!

In the "How to Get Started in Professional Gunsmithing" Introductory Video Lesson (www.GunsmithingCourse.com), you will learn detailed information about the American Gunsmithing Institute (AGI) and the Certified Professional

Gunsmithing Courses we offer. When you watch, you'll see and learn from actual sections from the Professional Gunsmithing course teaching you new information about firearms, including lessons on: proper Feed Ramp design for the 1911 pistol, headspacing bolt action rifles, trigger repairs and more!

I'm sure you're chomping at the bit to get started watching that video, but before you do, I'm going to make a little wager with you...

I'm willing to bet that you're a lot like most of our students – which means we have a great deal in common.

So if you'll indulge me a little, I'd like to tell you “the story” of how the American Gunsmithing Institute was founded. I also want to share how decades of detailed firearms expertise, knowledge, and information was saved from the scrap heap of history and instead preserved for your benefit, because THE “go-to” Master Gunsmith for manufacturers like Colt, Smith & Wesson, Remington and others, *almost* took his vast firearms knowledge to the grave with him– ***with no plans to pass that knowledge on!!***

And as one serious gun enthusiast to another, **I think you'll find my story very interesting . . .**

While other kids wanted to be engineers or doctors. I was fascinated with ***firearms***.

In high school, I was just an average C+ student. I didn't really have a primary focus in life, but I did love guns and wanted to know more about how they worked. My guidance counselors found my passion a little unique. (To say the least!) They didn't exactly have a standard career path for me to follow. So as a high school graduate, I had to develop my own.

Although I enjoyed shooting and read all the gun magazines, I really didn't understand how guns functioned internally — let alone being able to repair them. It was hard to find real, reputable information about Gunsmithing that you could trust and follow. So, with the encouragement of my father, I searched for the best Gunsmithing school in the country.



Master Gunsmith Bob Dunlap has been an instructor for over 45 years and personally repaired over 250,000 guns!

My search ended when I found Lassen College in Northern California. It had the reputation for being the most advanced and professional Gunsmithing course nationwide at the time. The reason for that was that **Robert “Bob” Dunlap** was the senior instructor and had developed a unique teaching program for Gunsmithing.

Lassen College had a three-year waiting list to get in, but that year I attended the summer program and “Challenged” the entry courses. Through hard work and persistence, working from dawn to dusk, I passed and was invited to enroll in the regular Gunsmithing course in the fall....

When I started that term, it became Very clear to me how fortunate I was to be there and learn from Senior Instructor, Master Gunsmith Robert “Bob” Dunlap. He is recognized nationally as the top Gunsmithing Instructor in the country, having given guest lectures at other Gunsmithing schools and an expert witness in firearms court cases.

At the same time as he was teaching, he ran a fully staffed Gunsmithing shop which did warranty work for Colt, Smith & Wesson, Charter Arms, Hi-Standard, Remington, Browning, Winchester and numerous other well-known manufacturers.

By actually Gunsmithing while he was teaching, he was continuously updating his skills and knew what worked and what didn't - thus being able to teach us real-world Gunsmithing from first-hand experience. Bob was an accredited college

Gunsmithing instructor for over 45 years and, believe it or not, was personally responsible for the repair of well over 250,000 guns!

Bob was a tough teacher. Fair but tough. All the tests were by verbal exam standing in front of the entire class... Which meant that he asked you very difficult questions and you had better know your stuff and get it right. If he thought you were “fudging” even a little bit, he would continue to grill you in front of all the other students until he was **sure** you had it right or you *Failed*. And Bob didn’t mind failing people because, he wanted to guarantee that only competent Gunsmiths who really knew firearms’ Design, Function, and Repair graduated from his program. As students, we struggled with memorizing all the information and had to take extensive notes.

Thirty plus years later, I think I can still recant out loud the internal sequential movements of the long recoil operated Browning A-5 semi-auto shotgun! Whew!

If you are as passionate as I was about being a real Gunsmith, you didn’t want to disappoint Bob!

Learning from Bob was like being taught by the “Yoda” character in Star Wars . . . When it came to guns he was wise and all knowing.

I asked him how he developed his teaching method, he told me that years earlier during his many firearm factory visits, he had observed the “Gunsmiths” swapping out parts with new ones until they got the firearm to work.




Custom Cutaway Bond Arms Deringer

In questioning them he realized that they only knew how to do X type of repair for Y type of problem. He was shocked. **They weren’t real Gunsmiths! They were just parts swappers.** Then he thought about his students and realized if he only taught them how to do specific repairs to specific problems they too would be lost and helpless when a different problem arose or a different model of firearm needed to be worked on.

He didn’t want his students to end up being “part swappers” like many of the “Gunsmiths” he had met around the country.

Right then and there he started to create a teaching method that taught **Design, Function, and then Repair (D,F, & R)** that a student could use to completely understand the firearm, (even if it was different from what they had worked on before), be able to diagnose the problem, and then make the appropriate repair.

 **THIS is what set Bob Dunlap’s teaching method apart from any other Gunsmithing school or program and made it so powerful.**

Would you like the opportunity to learn from Master Gunsmith, Bob Dunlap, and other AGI Master Gunsmiths right from the privacy of your own home? Without being grilled and tested in front of strangers? I’ll explain how you can later in this special report!

I personally invested two and a half years at Lassen Gunsmithing School learning from Bob Dunlap and received my Gunsmithing Certificate.

After graduation, I was privileged to be hired by Bob, working for him in his Gunshop as a Gunsmith. Then I went on to work in other Gunshops, eventually owning and operating a manufacturing company that designed firearms under contract and produced accessories for various guns. As I built my Gunsmithing business, I realized that the education in Design, Function, and Repair that I received from Bob Dunlap was simply priceless!

Over the years people who knew my background would ask . . .



“Is there a home study Gunsmithing course that really teaches *GUNSMITHING*?”

Well, after carefully researching all the various “home study schools” available at that time, I had to conclude that while they *might* be OK for the most novice beginner, none of them had any real “meat.” In fact, you could almost learn as much about Gunsmithing with a few good gun magazine subscriptions as from those “courses”. They really didn’t provide someone with the knowledge and ability to understand firearms design & function, analyze problems and repair them.

Even worse, they were still teaching Gunsmithing with old booklets, manuals and a few drawings, many of which were outdated. Even the Online Courses are a rehash of those old courses! **That’s almost as bad as trying to learn brain surgery from a book!**

O.K. maybe I’m exaggerating a little, but I find it darn hard, if not impossible to learn detailed, technical subjects like Gunsmithing from just a book, don’t you? You need a “live” instructor to *demonstrate* and *show* you things you can never get from books alone.

While I was still doing my research to answer the question “is there a real home study Gunsmithing school available,” I found out that Bob Dunlap was getting ready to retire. So I asked him who was going to teach his design, function, and repair program?

I was absolutely horrified at his answer - he said that no one was ready to take it over and that basically it was just going to end with him. After all, it wasn’t written down . . . it was all in Bob’s head! I was floored by this idea and I just couldn’t let that happen!

I just couldn’t let all of that precious information die. It needed to be preserved for future generations of Gunsmiths!

So I had to ACT right away! I knew that I needed to get Bob’s complete teaching method and systems of repair preserved before it was too late! I tried to convince Bob to document his complete design, function, and repair course on video. And at first he refused. Although Bob was both a Master Gunsmith & master teacher, he hadn’t done anything on video before and wasn’t sure if he wanted to start now...





Bob Dunlap working at the bench.

And, even though I could have gotten another “competent” gunsmith to do the course, I wasn’t going to settle for second best. I wanted the “Master!”

Finally, with a little arm twisting, he agreed. We initially spent over **two years** filming his exclusive teaching method. It was an exhausting task. But through the magic of video we were able to compress his entire college level **Design, Function, and Repair** course into 168 hours

of video instruction, without leaving out any details. **Bob’s secret gunsmithing knowledge was finally revealed and documented.**

That was back in 1993.

Since then we have continued to spend hundreds of thousands of dollars to expand, add-to, refine, update and improve upon the Classic Gunsmithing Information contained in the course and are still actively doing that today, 30 plus years later!

The result...

The Only Video-Based, Study at Home, Professional Firearms Design, Function, & Repair Gunsmithing Course Available . . . Anywhere, At Any Price!

In many ways this course on video is actually much *easier to follow than it was in the classroom*. The instruction is seamless and the camera gives you close-ups you could never see from 3 feet away . . . let alone the back of the room. A video picture IS worth a thousand words!

You’ll watch in amazement as Master Gunsmith Robert “Bob” Dunlap and other AGI Gunsmithing Instructors walk you through step-by-step, teaching firearms knowledge with camera close-ups catching every detail – a feat IMPOSSIBLE to get in a live classroom setting. The end result is a training program more thorough and more complete than any other Gunsmithing School. You will MASTER your new craft.

“I want to Thank YOU Gene once again for making my dream become a reality. I wouldn’t have been nearly as motivated if it wasn’t made so accessible by you and your great staff. This is VERY exciting for me...and I know you must like to see your students put your training to good use. It must be very rewarding for you as it is for those of us that go for the roses. Take care Gene, Thank you.”

**— William MacMillan,
Mac’s Precision Gunsmithing**

“I retired from Nissan after 26 years working as a maintenance technician in the Smyrna, TN plant. There appeared to be only a few gunsmiths in our area with very big backlogs. I felt Gunsmithing to be an area where I could do well in supplementing my retirement.

After retiring, I contacted a friend who directed me to AGI. Before taking the course I knew nothing about firearm assembly or repair. After the course I now have the confidence to tackle almost any common repair. My first repair as a student was on a Radom P-35 belonging to a friend. I repaired a feed problem and replaced broken grips. Not long after completing the course, I applied for and received my FFL. Since then I have repaired, cleaned or restored over 60 different firearms.

I would highly recommend this class to anyone interested in repairing firearms. The course was very easy to follow and Mr. Dunlap does an excellent job of presenting the material in steps that are interesting, easy to comprehend, and remember.”

**— Wade D. Clemons,
Wade’s Gunsmith, Nolensville, TN**

With the AGI course, you can get certified as a Gunsmith and therefore you can Make Money Part-time, Full-time, or as a Retirement Income, Doing What YOU Love!

Let me ask you a sincere question; Why did you seek out information on becoming a Trained Certified Gunsmith?

Is it because you were just curious? Or is it because you have a dream of a lifestyle where you control your time and future. Where you can work on firearms, repairing, customizing and restoring them. Where you can build custom rifles and pistols that others will admire and lust over. AGI's training provides you with that opportunity.

38 MILLION FIREARMS NEED GUNSMITHING NOW!



Over 31,000 Gunsmiths Needed... But fewer than 5,000 certified gunsmiths exist, so you are sorely needed and will be highly appreciated!

With well over 380 million firearms in private hands in the United States today, with Millions more being manufactured every year, the need for gunsmiths is huge and will remain so for a very, very long time!



Let's do the math. If in any given year **at least 10% of the guns** (one out of 10) need just: basic cleaning, repairs or customization, then there are at least 38 million guns that need some sort of Gunsmithing done every year. You can see that there is an incredible need and market for Trained, Competent Certified Gunsmiths. Heck, I know that at least 10% of my guns need some sort of cleaning, repair work or customizing

"The Freedom I Enjoy Being Self-Employed is Priceless"

"I am taking a few moments out of my busy schedule to respond to your survey. After all, I wouldn't be so busy if it wasn't for your Professional Gunsmithing video course I purchased two years ago. Up until then I worked as a tool maker and CNC machinist for a large company manufacturing reduction gears and units. Punching in and out every day for a wage that allowed nothing for savings and every dime for bills. Within one short year I opened up my own firearm repair and custom refinishing shop. The knowledge I acquired through this course eliminated years of trial and error methods to achieve my goal and my love of working with firearms. My new business is exceeding my dream. My reputation among my customers is outstanding. The freedom I enjoy being self-employed is priceless. After participating in my towns regular gun shows the reviews I received were and are rewarding.

Without the opportunity that AGI's course offered my dream would be just that – a dream."

— **Robert T. Briskey**

that I would like to do to them, what about yours? Consider this;

If you take that 38-Million-gun number and divide it by an average of 1200 guns repaired or customized per Gunsmith per year, it would require over 31,000 Gunsmiths just to maintain the current *yearly* need. But currently there are far fewer than 5,000 full-time Gunsmiths total nationwide. And many of those have never been properly trained & certified. Have you ever tried to find a good Gunsmith? **You** can fill this need.

Then, when you take into account what the Government is attempting... even more regulation and stricter gun control laws, the need for Gunsmiths just increases because the average age of firearms increases, thus they need more gunsmithing. And, as gun sales soar with this threat, more gunsmiths are needed to service all the new guns. **Gunsmiths are in the unique position that they win either way!**

The Supreme Court has repeatedly defended the 2nd Amendment. As much as certain politicians would LOVE to confiscate firearms they won't be able to... legally or otherwise. Firearms have been a stable part of American life since the Revolution and they will continue to be so. Gunsmiths will always be needed and valued by the public.

So we have a HUGE vacuum to fill – at least 31,000 are needed now! Are you able to help meet this need in our country and preserve our freedoms, while you make money Part-time, Full-Time, or as a Retirement Income, Gunsmithing? Will you be One of the Few that receive the absolutely best training in the world from the American Gunsmithing Institute?

You CAN Enjoy the Prestige, Freedom, and Security of Being a Certified Professional Gunsmith!

I PERSONALLY GUARANTEE that you will receive world class Gunsmithing Training and have the ability to ***Get Certified as a Professional Gunsmith in Months NOT years***, if you want to. You can go through the program at your own pace – just watching 1 video per day for 3 months ... that's 90 days or less, it's all up to you. Or, you can decide that you want to take your time and study the material over the next couple of years.

Your choice. The program is self paced and no matter what pace you choose, you'll receive the same professional Gunsmithing training that AGI has been teaching to Thousands of Professional Gunsmiths world-wide and other elite individuals for more than 30 years, all without leaving the comfort and privacy of your home while studying at your own pace.

AGI is the most cost effective, Exclusive, and Prestigious Gunsmithing School, because we **train more successful, working Gunsmiths, than all other schools combined!**

Bob Dunlap has the unique ability to make complex concepts easy to understand and his teaching method is Unique. It is Bob's belief that you can't fix a firearm properly unless you really understand how it is designed to work. **That is why our course is a Complete Design, Function, and Repair course.**

The way he shows and describes how the firearms mechanisms work, totally illuminates the subject and the fog and mystery is removed. You will now know and possess the How and the Why of firearm design and function and THEN you are able to understand how to grab the firearm and confidently make the appropriate repair. **No other Gunsmithing Course provides this teaching method** and with AGI's Professional Gunsmithing Course on video it is available for you to watch again and again, whenever you want. From there AGI will teach you how to customize



Custom cutaway of a Mauser 98 Rifle.

firearms, and advanced building and refinishing techniques.

This unique teaching style delivered on video, ***Greatly Compresses the Time it takes to become a Professional Gunsmith.***

You will save decades of time trying to understand firearms design on your own. Bob's Teaching System uses one section to build on the next. For example, in just the Pistolsmithing Section, we spend over 30 plus hours teaching you how all the various models and systems work. You begin by learning in comprehensive detail about "locked breech single action automatic pistols that use a Link Lock-up System" (Such as the 1911 .45 Auto).


Once you fully understand how those type of mechanisms work, we then focus on teaching you the differences between the link lock system and the cam lock system (Browning Hi-Power, Glock, etc.) and

so on, throughout the entire Professional Gunsmithing Course. **Thus providing new information on each model or major variation of firearm, building on a foundation and saving you time by not repeating every detail where they are the same.** Therefore, we are able to cover many, many, many times the number of guns and systems than any other course ever devised or offered. Extensively covering all common pistols, rifles, shotguns and rimfire guns.

In addition, we have created cutaway guns to use as teaching aids for many of the models we cover. This provides you with a unique look "inside" the firearm, to clearly understand how everything works together. This same "Building Block" teaching method is continued throughout the Handguns, Shotguns, .22 Rimfires, and Centerfire Rifles Sections of the course.

You will also learn many important rules and elements of Gunsmithing including: How-to properly headspace a firearm and why, Firing Pin & Extractor shape and design, Sear, Hammer and Trigger systems, balancing and adjusting Springs, Accurizing, barrel replacement and alignment, Frame repairs and straightening, Timing, feed systems, and so much more...

**"Your FAST TRACK
Solution to Getting
Certified as a Gunsmith"**

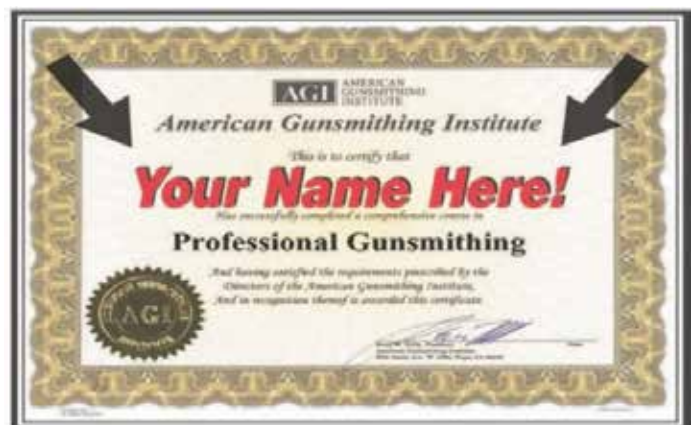


One of the many cutaway guns used in the AGI courses for clear demonstration of the function of the firearm.

**"This is an
EASY Way to
Learn"**

"The Professional Gunsmithing Course, Machinist Courses, Armorers Courses, and the other courses offered are very thorough, informative and humorous. **This is an easy way to learn.** You see what the professionals teach and do and then you do it yourself. You also review at will... In Summation, what you have is a First Class Company, with First Class Instructors, and First Class Employees, especially the ones you will work with on the phone. You won't go wrong."

— Dennis Murphy



Now most people don't have the time and money to spend two to three years or more learning a trade.

Which is why THIS course is intended on putting you on the *Fast Track* to success as a Certified Gunsmith.

Many people these days learn fastest by seeing and hearing. It takes too long to read & visualize a subject as intricate as Gunsmithing.

AGI will show you and tell you everything you need to know. That's why you can learn fast.

And AGI Courses are being used by Professional Gunsmiths Nationwide - This course is now being used by the thousands of Professional Gunsmiths that have become certified through AGI. Even the BATFE is using portions of the course in their National Tool & Firearms Examiner course, as are members of the U.S. military, and law enforcement agencies around the country. Why would a "pro" invest

in our courses? Because quite simply we are superior to any other Gunsmithing School and we save our students time, by teaching them faster, better and more advanced repairs and methods of analysis.

As I think back over my career, working professionally as a Gunsmith, how many times I would have *loved* to have had a Master Gunsmith like Bob available to help me out of a jam. Well, with the AGI. Professional Gunsmithing course, he's as close as your computer or video player!

AND... Because Your entire Gunsmithing Course is also fully indexed, you can look up any repair that you need. It becomes your very own, complete Master Video Reference Library!

(After all it is almost impossible to memorize ALL of the idiosyncrasies of the hundreds of different makes and models that are on the market. But with the Professional Gunsmithing Course from the American Gunsmithing Institute ...you will understand what to do and look like a HERO to your customers!)

The course is **completely indexed** so you can quickly replay parts of the course anytime you need to as a review or when trying to solve a specific problem ...



"To augment my income I enrolled and completed another course that left a multitude of questions unanswered. I then purchased the entire course that A.G.I. offered and what a difference! Just recently a customer brought in an A.H. Fox SXS that had been at another shop for 6 months without being repaired. By chance I was watching one of the Shotgun Videos and Mr. Dunlap was explaining the exact problem and how to repair it! As of this Summer I will be going full time. Thanks!"

**— David A. Sayers,
Goldsboro, NC**

"I have to tell you that it is even better than a classroom, as I have the videos to fall back on when needed. My shop is doing very well."

**— Robert Dickens,
Pleasanton, KS**

I really like the way the courses are laid out and the fact that you can do it at your own pace is a bonus! Excellent instructors! Tons of information!

**Roger Gavach,
Mountain Home, AR**

Imagine this very real-world scenario ...

A customer comes in with a *Browning A-5 Semi-Auto shotgun* with a feeding problem due to the “carrier and latch”.

You know that the A-5 carrier & latch system is fairly complex, so you're reluctant to take it in...



But then you remember to check in your professional gunsmithing course index.

Sure enough, there it is. You turn to page 14 in your Video Index. It's listed on video #22, 1 hr 41min, *Browning A-5 Carrier & latch, design, function, operation, timing adjustments*.

You take the gun in, index the VIDEO and let Bob walk you through how to repair it.

FYI: You can check out the entire 34 page index which is available to view on our website at www.AmericanGunsmithingInstitute.com

You'll learn different firearm systems so you can fix any gun, even ones you've never seen before . . . And the course also gives specific training on **over 136 individual gun models applicable to millions of firearms.**

It's like having an staff of Gunsmithing Instructors at your beck and call ready to answer any question you might have. But you don't just have to take my word for it. Read all the testimonials from our students that I have included in this report and watch video testimonials at www.AGIreviews.com. And;



“This impressed him beyond belief”

“I have already fixed some guns that were repaired by our couple of local so called “gunsmiths”.

Including one of my own, a Browning A5 that I had the safety reversed back to right handed. I had to replace the trigger spring from a 2 prong to a 3 prong spring that is used with the cross bolt safety. Apparently the “gunsmith” did not know the difference.

Once again this is the difference between a parts replacer and a real Gunsmith. I have learned so much from the AGI course, that I can already see the difference in my education compared to the folks up here. I have a friend who had a trigger job done on his Kimber and it sometimes would “double” on him. He took it to 3 different “Gunsmiths” to have it fixed and all failed.

He found out I was into this field and brought it to me. I not only diagnosed it while he was here but, promptly corrected the problems.

This impressed him beyond belief and has helped generate other business. This once again shows that it is hard to beat a good education. I look forward to retiring in VA. and after talking to many locals I have found out that the only good gunsmith within a hundred miles passed away some years ago. This will allow me to fill that void.

I look forward to my continued education from AGI and enjoy my Silver Member status in the Gunsmithing Club of America. Once again thanks to all at AGI. To know where my knowledge was just a year ago to what I have learned now is a true credit to you folks.”

— **Leo Watson**

FINALLY: You CAN Become a Certified, Competent Gunsmith for LESS Than 1/5th of the Cost of a Campus- Based Program!

If you are like most of our students, you already have a career and/or family and can't afford leave home for some far away Gunsmithing School – costing \$15,000- \$20,000 or more *per year, plus living expenses, lost income and 2-3 years of full time commitment. This could total \$50,000 or a lot more!!*

(And even then many graduates of other schools, even campus-based schools, have told us that they still feel that they need AGI's design, function, and repair courses, because they weren't taught "that" at the school they attended, so they enroll with AGI to complete their education. And they find it a great benefit to use our course as a Master Reference library on Video, which frequently helps them get out of a bind.)



So save the time and money and go directly to the source: AGI.

Quite frankly, knowing what I know now, I wouldn't go to a regular campus-based school again to learn, because there was too much wasted time and since Bob Dunlap retired, there is no one that can teach Design, Function, and Repair at that same level as we can at the American Gunsmithing Institute. On top of that, I know for an absolute **Fact** that AGI courses cover many subjects in better, clearer detail than I received as a campus-based student. Plus AGI's Virtual Campus covers a whole lot of things that just were not taught in school at all; Like how to be successful in the Business of Gunsmithing. And a lot of real-world bench work short-cuts, tricks, tips, and techniques.

VETERAN FINDS NEW LEASE ON LIFE!

I wanted to thank you for all of your hard work and support during my time with AGI. Your program changed my life for the better and now I started CJ's Custom Shop in Lemon Grove, CA with my business partner.

I was a bit lost on what to do after I retired from the United States Navy and decided to give your program a whirl. Wow! It was challenging and fun. I never thought there was so much more to learn. I am now a Certified Master Gunsmith. The sky is the limit.

This program really gives the individual a chance to shine or the opportunity to fail. Your choice.

You get out what you put in. I put in the study time, worked an apprenticeship, and then struck out on my own so to speak. If you make the decision to succeed and raise yourself up to the next level, the American Gunsmithing Institute is your type of people.

Hands down, best knowledge base I have seen yet. And the instructors are from all over . . . successful business owners . . . true Masters of their trade. The AGI support staff works their tails off to give the best service for you. Feel free to lean on them for help too. Thank you again for your dedication and perseverance. Our nations Veterans need more of you in the world! Bravo Zulu!!

— **James N. Woods, Master Gunsmith,
CJ's Custom Shop**

You get ALL of the advantages of a regular campus-based course, but *FASTER* and with the ability to *review* information anytime you want. We designed the American Gunsmithing Institute's Virtual Campus to provide you with our Professional Gunsmithing Course on video to give you the advantages of a campus-based program with none of the disadvantages. In fact, many of our students say that our video-based course is better because they can "replay" the instructor any time a difficult project comes in... which makes sense as researchers say that we retain less than 12% of what we learn in a classroom.

That's why we've designed our course to be sure every step is clearly demonstrated and rapidly available for your review when needed.

Easy To Learn at YOUR Own Pace and We Won't Waste Your Time...

In a classroom setting, you usually only get 20 to 30 minutes of solid instruction per hour, *at best*, after the teacher is finished taking roll, telling a joke, answering stupid questions, and teaching to the level of the slowest person in the class. That is painful if you really want to learn! Often you only get one class per week on a particular subject, so it is not completely covered at one time. You need to connect all the dots by yourself.

On top of all of that, you can't see the details and close-ups that we show you on video even from the very first row of a classroom, let alone having to sit in the back, behind twenty other students.

With the AGI course **you move at your pace, as fast or slow as you want**, with the ability to review the instruction at any time.

We have also eliminated the need to take notes, because we provide you with a comprehensive set of notes compiled by our Professional Gunsmithing Instructors, so you can focus on the instruction. This is another incredible shortcut! Plus, there is no time limit to finish the course.

We have removed all of those barriers to learning – making the AGI course the fastest and most efficient route to mastering the art of Gunsmithing.

We're so confident that you will Enjoy, Learn, and Benefit from the AGI Professional Certified Gunsmithing Course that if you become dissatisfied with it for any reason, we'll refund your money in Full, for up to a YEAR! Or until you pass the first test, which proves to you how good it is. But you might ask,

"Looking Forward to Retiring as a Part-Time Gunsmith!"

"I am a traveling professional, retired Navy and have picked up the Pro Course from A.G.I.. I plan to retire in 3 years (second time), and thought the Pro-course would enable me to prep for a small gunsmithing operation. Very pleased with my investment. Bob Dunlap goes through 136 different firearm families and covers in complete detail the design, function, troubleshooting, repair, complete disassembly and reassembly.

I do not have the time to spend in school full time. This course enables me to acquire the knowledge and as a reference value alone, it is well worth the investment to me. As I spend a lot of time away from home in hotels on the road, I have been able to go through so far 46 of the 56 videos, have taken the Pistols, Shotguns, and .22's tests.

When you consider that I got it only 6 weeks ago, I would suspect that couldn't be replicated in any other school or college. Already have worked on a couple Remington 1100's with feeding/firing problems. One was taken to a "gunsmith" locally who said the gun was "shot out" and could not be repaired... This "gunsmith" has been in business for 18 years. After watching the video course, I quickly fixed it with a couple of parts and a little metal bending. Looking forward to retiring as a Part-time Gunsmith!!"

— George Howard, Orange Park, FL

“Okay Gene, But How Much Can I REALLY Earn as a Gunsmith?”

As far as I know there's no other opportunity like this with such a low investment to get started...As an example, one of the best franchise opportunities (I'm not going to name it but it's the #1 rated sandwich shop franchise) requires an investment of between \$116,000 and \$213,000 to open a single store. Most owners are ECSTATIC to earn \$57k per year working in the store after making that investment. And, they'll have the headaches associated with managing numerous employees, the occasional irate or rude customer and the inevitable crises that come with owning such a business.

The more popular haircutting franchises will require a similar investment for about the same return. Not to mention you'll be required to have a net worth of \$300-500k, great credit and \$150,000 or so in liquid assets. All of that investment expense to *maybe* make \$50,000 or so a year.

But the worst part is... You don't even get to follow your REAL PASSION: **Working on GUNS!**

It only costs a few thousand dollars to basically set up a gunsmith shop. Because if you love guns, love hunting, love the 2nd Amendment and why it matters, then you'll love Gunsmithing... an extremely rewarding and satisfying career, either part-time, full-time, running your own shop or working with someone else.

And it's a real skill, a real career – income is increasing rapidly, and earnings of \$40-\$75 per hour are not unusual for a skilled Gunsmith and some charge as much as \$100 per hour. Here's a sample of some of the most common gunsmithing services and average fees charged by gunsmiths (these rates normally DO NOT include parts):

Routine troubleshooting \$25 - \$75
Repairs to receiver \$50 - \$100
Smooth and Tune revolver \$65 - \$95
Trigger assembly/repair \$50 - \$90
Sight Installation \$50 - \$75
Detail Strip Cleaning \$35 - \$65
Choke Installation \$90 - \$190
Tuning for accuracy \$85 - \$190
Patterning a shotgun \$50 - \$90
Swivel Installation \$15 - \$30
Recoil Pad Installation \$50 - \$95
Bedding a barreled action \$50 - 150
Repairing firing pin \$25 - \$55
Repair safety \$25 - \$50



As you can see, it can add up fast – and if you're like me (and most gun owners), it'll hardly seem like work at all. You're tearing stuff apart, fixing it, and putting it back together. **You'll be getting paid good money to have FUN!**

A part-time gunsmith, taking on a few side jobs on nights or weekends, can make an extra \$10,000 to \$20,000 or more per year pretty easily.

Taking it a little further, someone working full-time as a Gunsmith running their own shop, can make \$50,000+ a year, and if they are a bit more ambitious, operating a full service shop, can even crack six figures... raking in as much as \$120,000 per year! And that would only require working on 100 guns per month at \$100 average per gun! Quite honestly the best Gunsmiths do specialty work and make more than that.



Note: As an educational institute we are not allowed to tell you how much you will make, or make any promises. Ultimately it is always up to you to decide how much you want to make. We do however provide you with the knowledge you need to succeed.

But, there's even more to it. ***A Gunsmithing business provides flexibility and freedom.***

Imagine deciding when you want to work and when you want to relax. Want to go on vacation, Hunting or take a random day off?

With Gunsmithing you have the freedom to decide how much work you want to take on and when to do it... if you have a family vacation planned you simply schedule the incoming jobs to be due before or after your vacation time.

And, it'll be a REAL vacation. You won't be worried about what's going on at work, or if your boss is mad at you, or if layoffs are coming.

Want to take Friday afternoon off? Work a little faster during the week or arrange your schedule so nothing is due on that day. You have FULL control of your own life and financial destiny and peace of mind. You make the rules!

If you think about all of the things you don't like about your current situation, you can begin to imagine just how the flexibility and extra income provided by Gunsmithing will give you more freedom, make your life easier, and offer the security of knowing you have a skill set that will pay dividends personally and professionally for years to come...

No other Gunsmithing school can provide you all of this, not even a campus-based school. And that's the straight truth. I know, I spent 2 ½ years at Lassen College - the best Gunsmithing school at the time – and they didn't cover anywhere near all of the information that we provide you in this course.

The American Gunsmithing Institute offers four levels of progressive study with each level building on the next. Our highest level course and the one selected by our most successful Gunsmithing Students is the Advanced Master Gunsmithing Course.

**Turn the page to find out
what is included in each level:**



Since joining the AGI family, What I have found is people serious about the teachings and getting a student to a level of expertise in the gunsmithing business. Bob Dunlap shares his knowledge of gunsmithing with great passion, and I do love when he shares stories from things that happen in the shop, hunting trips and even a story or two of things that happened in the classroom. I love his sense of humor, and commitment to his craft. Ken Brooks training methods are beyond excellent, I have seen all of his in the classroom videos and there is so much great information shared here. I have my first Hands on Class coming up and am extremely excited to get to meet Ken in person and learn from one of the best. The Gunsmithing Club of America forums are very helpful, the GCA family is loaded with a knowledge base that is eager to assist any and all topics that come up in the GCA community. The Staff at AGI have been very helpful to assist in all related to the training, testing and follow up.

**— Dave Hansen,
Kalama Washington**

"I must say I thought I knew a lot about firearms but this course proved me wrong. The courses are well put together and I like being able to go back and watch a section again if I think I missed something. I have always been into guns my whole life and having my wife supporting me along this path and your well designed course of study I am realizing that what I have always enjoyed and liked to do, can become a career and a path to the way out of the factory I've worked in for the last 14 years. Thanks for your great courses."

— Frank Bacon

The Professional Gunsmithing Course Level I

Consists of 168 Hours of core video instruction in DESIGN, FUNCTION, and REPAIR. This is the Primary Knowledge that you must have to work on and repair guns.

Level 1 provides you with the CRITICAL KNOWLEDGE YOU NEED to be a real Gunsmith. Without this exclusive knowledge, you'll only be a "parts-swapper" not someone who truly understands exactly how things work. With the in-depth, exclusive gunsmithing knowledge you'll receive from this course, you'll be able to repair, maintain, and build high-quality firearms for your friends and customers... fix any gun that comes to your shop, and design your own improvements. NO other school, campus-based or otherwise, offers this level of instruction.



You start with a Complete Introduction to Gunsmithing and Course Overview.

In the first 5-hour section we introduce you to the world of Gunsmithing by explaining:

- special Gunsmithing tools and how to use them
- filing & stoning techniques
- proper use of hand tools
- firearms parts and proper terminology and descriptions
- locking systems
- action types
- feed mechanisms
- basic ballistics
- cartridges and powders
- different types and pressures
- cartridge evolution
- primer and bullet types
- and so much more

After this extensive introduction, now you are prepared to get into the Meat of the course **learning, the Design, Function, and Repair of Pistols, Revolvers, Rifles, Shotguns, and Rimfires.**

As you watch the instructional VIDEOS, you will find that the Professional Gunsmithing Course is divided into four sections, Pistols & Revolvers, Shotguns, Rimfires, and Rifles.

IMPORTANT: It is our belief that you can't "fix it" unless you really understand how "it" works. Many so called "gunsmiths" simply "throw new parts" at a problem until they hope it is fixed.

We teach the Why & the How and provide you with COMPLETE Testing and Certification. That way you and your customers can be certain that: As an AGI Certified Gunsmith, When YOU fix a gun, you'll KNOW you really fixed it.

As you complete the Introduction to Gunsmithing and each of the four sections (Pistolsmithing, Shotguns, .22 Rimfires, & Centerfire Rifles) you will take a written multi choice examination to test your knowledge.

If you pass, you will become certified for that portion of the course and receive a handsome Personalized Certificate in Gunsmithing Theory. A certificate is given for each section along with a Master Certification for our most advanced course. (All the details are on the student enrollment agreement.)



Cutaway Bond Arm Derringer

Certification from the American Gunsmithing Institute is More than just a badge of honor... Many factories will allow our graduates access to restricted parts unavailable to students of some other courses.

But that's not all...

In addition to the in-depth training you get within the Level 1 Gunsmithing Course, you will also receive these additional How-to training videos courses teaching you step by step:

- **Glass Bedding course.** A key component to having an accurate rifle is a high quality glass bedding job that provides a stable platform for the action and prevents warping. Tricks and tips are revealed in this video course that will save you time and prevent costly mistakes. (2 hours)
- **Buying and Collecting Used Guns, a Dealer's Secrets** (2 hrs.) Learn from an expert the proper way to select used guns that are "winners" and to pass on the "Dogs". What adds value and what detracts is covered. Years of experience will be yours instantly.



*Contents subject to change based on availability.
Some books and documents are delivered digitally.

- **FFL (Federal Firearms License) package** this provides you everything you need to know to quickly get your FFL in as little as 90 to 120 days. It even includes the required log book, repair tags, and a How-to get your license step-by-step road map and instructional Audio CD .
- **Professional Gun Cleaning Course**, Tips and Tricks. Clean firearms like a professional and find out what only one-in-a-hundred gun owners know. (2-hours)
- **History of Smith & Wesson** by official S&W historian Roy Jinks. AGI exclusive interview! Understand the history and development of this important and iconic company. (3.5 hours)
- **Stock Refinishing course** will teach you step-by-step how to professionally refinish wood stocks. Includes repairing stocks and removing dents. So the very first job you do will look very professional. (2 hours)
- **Complete set of 4 Gunsmithing Notebooks**, with detailed descriptions & diagrams completely **covering the Design, Function and Repair of Pistols, Revolvers, Shotguns, Rimfires, and Rifles sections of the Level 1 Professional Gunsmithing Course.** These Notebooks were compiled by our Professional Gunsmithing Instructors mirroring the course for rapid access. *This is another incredible short cut to success that you can quickly refer to whenever you want. It means that you don't have to take notes!*
- A USB (Thumb drive) with over 2,000 pages of firearm schematics covering hundreds of models of firearms. Including part numbers and nomenclature along with sources for replacement parts.
- **Professional Gunsmithing Testing & Certification** (online tests you take from home!)

Plus with the Level 1 course you also get ...

An additional;

One Year Complimentary Membership in the Gunsmithing Club of America as a Silver Level Member which includes *GunTech*, a Monthly Online Instructional VIDEO provides continuing education. Plus member forums, access to over 200 different firearm disassembly and reassembly courses, industry discounts and more (\$480 value)

Ongoing Technical Support from Professional Gunsmithing Instructors by phone and email –priceless!



This is one Year of access to *Continuing Education* through Webcast Video Classes taught by Professional Gunsmiths.

I want to make the difference clear...

The American Gunsmithing Institute's Certified Professional Gunsmithing course, isn't one of those cheesy booklet courses that call themselves a "Gunsmithing course" or teach some shallow half-complete hobby information on the internet. We *also don't make you write papers and take courses that aren't related to Gunsmithing.*

We teach complete Professional Design, Function, and Repair Gunsmithing, instructed step-by-step by real Master Gunsmiths using video.

This is our Promise to You: When you have finished the Professional Gunsmithing Course from AGI, you will be able to pick up Any firearm, even one you have never seen before, determine what type of systems it uses and with that knowledge be able to analyze the problem and make the appropriate repair.

Because we teach you how all the SYSTEMS work, (including; lock-up, sears, firing pins, extractors, ejectors, springs, strikers, headspace and More), the fog of confusion, the smoke and magic will be gone. You will actually ***understand*** what the problem is and WHY you are fixing it in a particular way. Then you will have become a **Real Gunsmith** and have the utter, rock-solid confidence to PROUDLY call yourself a Gunsmith!

Because... No Other School, campus based or otherwise, offers this level of instruction. In fact, serious students graduating from campus based Gunsmithing schools have been enrolling in our program because "They didn't teach me that!" Why is that the case? ...

The reason is that only AGI teaches you step-by-step how all the major firearm systems work and we are the Only Gunsmithing School with Master Gunsmith Bob Dunlap as Senior Instructor.

In addition, because the instruction is delivered on video, it is consistent and systematic without unnecessary wasted classroom time. The entire course is completely indexed, so you can look up and watch any section as many times as you need to. (This is HUGE for gaining that confidence that only true COMPETENCE provides).

So Let's Pencil Out How Your Investment In AGI's Tuition Compares...

First off, there are no other Professional Gunsmithing courses like this available at any price. How can I make such a claim? Because we've invested several million dollars to produce these video courses and we have exclusive contracts with Master Gunsmith Robert Dunlap and our other Gunsmithing Instructors to teach it.



You simply cannot get anything like this anywhere else. Period. What you will learn is the equivalent of attending a Two Year Campus based Gunsmithing School.

Now going through 2 years of campus-based courses would cost at least \$15,000-\$20,000 or more **per year, PLUS Living Expenses**, of another \$10-20,000 **per year** and you also have to add in lost income – that pencils out to a minimum of \$50,000 or a lot MORE to attend those schools.

But such a comparison fails to factor in the reality that **AGI's Gunsmithing Course teaches you so much MORE than you would learn at a 2 year campus based school.** (I know, I attended one of the best.)

Therefore, you might expect to pay at least \$25,000 to \$50,000 or more for such complete Gunsmithing program such as ours. And even that would still be a bargain, because you can complete it faster, at your own pace ***and begin making money with your new skill so much faster.***

But we've tried to keep the tuition prices reasonable so that anyone who is serious can enroll without having to bear anywhere near the brunt of what a campus-based school would cost.

The entry level investment in your Gunsmithing Education pencils out to doing only about 100 professional firearm cleaning jobs or basic repairs @ approximately \$50 each. Or a few dozen custom Gunsmithing projects at \$100 or more each (pretty typical work), **that would pay for your entire investment and education** in the level 1 Gunsmithing Course. Check the enclosed course chart to see which course is best for you.

Why *wouldn't* you make that investment in yourself?! This is one of the best potential returns on an Educational Investment available! – Get started now and in 90 days or less you can be working on firearms and getting a return on your investment.

To enroll or to find out what you may qualify for, call us at 1-800-797-0867 to speak to a Student Advisor, they will be happy to help you out. Or email us at info@americangunsmith.com Or mail it to AGI, 351 Second Street, Napa, CA. 94559

California students contact us for additional requirements and restrictions. (For more information and actual samples of the video training itself Go to: www.GunsmithingCourse.com.)

Now, if you want to go to the Next Level consider:

"I am a retired mechanical engineer turned part-time gunsmith via the course from AGI. During the time since I completed the professional course last spring I have obtained my FFL & provided service to gun owners repairing and restoring their firearms. I have been surprised that I have been able to determine the issue by applying the "how it works" concept Bob Dunlap teaches and make the required repairs. In a nutshell... I'm having the time of my life! There is nothing I have done in my previous "career" that tops the satisfaction I get being able to provide a service to my local customers and being able to fix, restore or just simply clean their firearms. I recently traded 20 steel T fence posts for a Marlin 94 in 25-20 Cal with my neighbor. The Marlin wasn't much better than the fence posts I traded for it... might have been one itself at some point. Now it's a fully restored & operational firearm again, resurrected from sure death! All due to valuable training I received from AGI!"

— **Bob Manthei**

AGI is a great way to learn a new trade! Take your time or go as fast as you can. Support is amazing, whether it's a call to the office or through the Gunsmithing club blog page. I love that all the training material is in DVD format, you can always go back and watch over and over until it clicks. It took me 6 months for most of it then I opened my own shop and got busy, 2 years later I finished up a few courses to complete their master gunsmith program. I plan on staying involved with this wonderful group of people. Thanks AGI.

— **Steven Sanders, Bowerston OH**

Professional Gunsmithing Course Level 2

By enrolling in this advanced, level 2 course you will accelerate your learning process towards your goal of becoming an accomplished, certified Gunsmith... now able to work even FASTER and provide more services. You'll learn how to operate a lathe and a mill, rebarrel and customize rifles, refinish firearms, acquire advanced knowledge and so much more...

It includes Everything in the Professional Level 1 course PLUS all this:

As you Get more advanced you will want to learn to *Repair, Modify & Improve Triggers:*

- **Advanced Trigger Jobs and Systems** - This advanced course will expand your understanding of how trigger systems function. Robert Dunlap will take you step-by-step through 14 major types of trigger systems that represent the majority of all systems utilized in most firearms. Extensive detail is given on each system using large mock-ups to clearly represent how each system works along with a discussion and examples of other firearms that use the same or very similar systems. In addition, a "hands-on" trigger job is performed on each specific model covered. The triggers course is **8 hours in length** and is fully indexed to help you locate the section you need-fast!

You will learn How to Professionally Refinish firearms:

- **Professional Metal Finishing and Hot Caustic Bluing Course** - exclusive video instruction that clearly explains and demonstrates in comprehensive detail everything that you need to know to professionally refinish firearms. Whether you want to add bluing to your services offered, want to refinish your own guns, or just want to possess this knowledge, this course will help you achieve consistent success.
- Every step is explained and shown to you in step-by-step detail. Covers detailed metal preparation; tank set up, and mixed processes. Dozens of tips and techniques are revealed, many for the very first time. Instructed by Professional Gunsmith and AGI Instructor Gene Shuey. (The presentation far exceeds the content of the semester long course I took at a campus based Gunsmithing School. I have personally re-blued hundreds of firearms and I learned new tricks & short cuts watching this course!!)
- **Slow Rust and Nitre Bluing** -Many of the finest guns in the world are blued using this Semi-Secret process and it is mandatory for soft soldered double barrel guns. ***A professionally done finish using these methods will fetch \$300 and more!*** In the past this information has been limited to a handful of gunsmiths. Master Gunsmith Gene Shuey reveals it to you, step-by-step, providing little known tricks and secrets. After mastering the metal preparation process from the Metal finishing course mentioned above and using the techniques you learn in this course, you'll be able to offer these profitable services.



*Contents subject to change based on availability.
Some books and documents are delivered digitally.



Sear and trigger systems.



You will be able to Increase Rifle Accuracy with:

- **Pillar Bedding Techniques** -Master rifle maker, Darrell Holland, will provide you with over two hours of detailed video instruction taking you through the entire process of pillar bedding to improve a rifle's accuracy. Currently there is a huge demand for building varmint and tactical rifles. Get yourself a piece of the action by offering this service!

The Complete Machine Shop Course

To Expand Your Gunsmithing knowledge and ability to make repairs, the Certified Professional Gunsmithing Course **Level 2, also includes the Complete Machine Shop Course** teaching you the next set of skills that you will want to learn which is general machine shop knowledge and how to operate a mill & lathe.



In this course you'll learn how to completely set up and operate the Lathe, Vertical Mill and a host of other shop equipment. Containing Over 30 hours of video instruction, Master Riflesmith and Machinist Darrell Holland will instruct you in everything you need to know to be able to walk up to any one of these machines and start making parts. This is an extremely valuable addition to any Gunsmith's set of skills.

In the **Lathe section** of the course you will learn: How-to select a lathe, complete lathe setup, tool geometry & grinding tool bits, how to turn diameters and cut threads, boring, reaming, feed rates, using dial indicators and precision measuring devices, material selection and so much more.

In the **Vertical Milling section**, you will learn mill design and considerations for purchasing a mill, all the types of mill cutters and how to use them. You will understand how to bore, fly cut, and set up work along with special fixtures. You will know how to calculate cutting speeds and feed rates for various materials. How to use an X, Y & Z digital readout to ensure precision location of holes and edges. And, again, so much more that we can't list it all here.

That's not all, we also teach you the knowledge you need to set up a complete shop...

"It goes without saying I am extremely satisfied with the content, quality and information in this course as provided by Darrell Holland. It is quite a bargain! I cannot imagine how much it would cost me to have Mr Holland personally instruct me on a per hour basis. It feels like my Bridgeport Mill and South Bend lathe are now my friends as I can more than adequately converse in their language. If a fast track to a highly skilled machinist knowledge level is desired I highly recommend this course."

— **Wally Cox**

"I have just completed MS-3, the final section of the Machine Shop course, and as expected the information on setting up a machine shop, equipping it and the overview of some of the support equipment was excellent. As a gunsmith who is expanding his machining capability, and is in the process of building a new workshop from the ground up, the information it contained was extremely valuable. As he did in the Lathe & Milling sections of the course, Darrell's presentation of technique and demonstration of machine set-up was outstanding. His ability to communicate the information is first rate."

— **Douglas Spooner, The Armorer's Bench, Adams Center, NY**

"I had purchased my Lathe before I ordered this course. But.... The lathe came with just a parts list and recommended fluids for lube. I had thousands of dollars tied up and did not know how to use it. I have ordered other how-to videos from AGI before so I knew you guys were the best choice for me. After watching the machining. I am a beginner. It would have taken me years to learn what these videos taught me. I am sure that I will be reviewing the videos several times in the future."

— **John D. McDougal, Newport, AR**

The **General Shop techniques section** covers how to efficiently set up your shop and how to use all the support & measuring equipment. You will learn how to plan and make a complex part from scratch using numerous different machines. Along with dozens of insider tips and techniques. Also explained and demonstrated is how to use the popular combination lathe/mill machines. It also includes several bonus videos that will greatly expand your general machining knowledge beyond Gunsmithing.

Passing the Complete Machine Shop course grants you certification in Machine Shop Theory & Practice. You will be able to acquire the skills of a machinist using this course.

"I really enjoyed doing the test skills. I have been a farmer all my life repairing farm equipment and bought a used lathe and mill. These test parts are the first things I have done. I was very proud of how they turned out. If you have no use for the test bars or block (after grading) would you please send them back so I can put them on my wall? Thank you!"

- Donald L. Jones, Hillsboro, TN.



After viewing the Machine Shop Course, YOU will be able to make these parts and More!



Test bar with fine threads and tapers and a precision Machined Block made by Donald!



There is so much information contained in the 30 plus hour AGI machine shop course that we cannot list it all here. However, we did want to give you a small sampling of the hundreds of student testimonials we have on file: (see right hand column)



"This Course is Fantastic! I am just setting up my shop and this course has saved me countless hours. A lot of manual machining skills that are fast being lost, are thankfully preserved through this course."

— **Robert Honeycutt, Black Mtn. NC**

"I believe that this is the first video course that actually fulfills my expectations. This course is exceptional. I am a beginner Lathe operator, using only book knowledge since there are no trade schools in my area and I don't know any machinists. Your video course has totally opened my eyes to the use of the Lathe & Mill. I now feel much more confident about using them."

— **Frank Rooney, Corona CA**

"Excellent Course. A Great job of combining theory, practical application and live demonstration, to create a very effective learning experience."

— **John Evanoo, London OH**

"WOW!! Talk about making the Lathe & Mill understandable. Mr. Holland is definitely a master at his trade. He has a no-nonsense approach and gets right to the point. By the time you get through the videos you are ready to tackle almost anything."

— **Danny Rejda, Lusk WY**

"The course exceeded my expectations. By far the most comprehensive and clear instruction course on machining. I learned enough in the first three videos to pay for the whole course!"

— **Joe T. Travis, Monroe LA**

Plus, with the Level 2 you get ALL of these additional courses:

- **Selecting, Understanding and Buying Pistol & Rifle Scopes.** So what exactly, other than price, IS the difference between a \$100 scope and a \$1,000 scope? Learn the answer to this and other questions as you find out how to judge scope quality and function. You'll be able to assist your customers in their product selection with confidence. (2 Hours)
- **How to Heat Treat Carbon Steels.** When you make replacement parts you need to know how to harden the metal. Learn type of metals this method works on and the complete procedure that you can use in your shop.



Heat treating a part.

- **Case Hardening Metal Parts.** Use this method to duplicate old out of production parts. Learn the benefits of using this older style method.
- **How to Make Coil Springs.** From time to time you need to make a coil spring, This course will show you how to make coil springs from scratch, including how to use a unique fixture that Bob Dunlap invented.
- **Learning the Art of Making Flat Springs.** Making flat springs is a classic Gunsmithing art. This type of spring is still used in many modern arms and reproductions. The ability to perform this skill is often mandatory for repairing heirloom firearms.
- **Custom Barreling Bolt Action Rifles** video course. The step-by-step process of using a lathe to thread and chamber a custom barrel for a Remington 700 style rifle. Including how to install a muzzle break (2 hours of instruction)
- **Super Tuning the Factory Rifle** this course shows you how to get the most out of any factory rifle by "tuning" the existing parts to increase accuracy. Thus saving you or your customer significant money. PLUS,

What would happen if your employer told you tomorrow, "We don't need you anymore?"

David Johnson says; "I hadn't planned on opening a gunsmith shop as soon as I did, but the company I worked at for 25 years had a different plan.

I started the American Gunsmithing Institute's Certified Professional Gunsmithing Course in November 2019 as part of my plan to retire and I completed the first section in May 2020. I rented a small shop in July 2020. I received my FFL in October 2020.

The very next day my employment was terminated on October 15, 2020, the day before my 25th anniversary with the company. Gunsmithing was supposed to be my retirement job in 2025, not 2021. The Lord knew I was going to need this when I did, and has confirmed over and over that He is in control. He continues to bless me and I can't praise him enough.

Because of the AGI Gunsmithing training, I was able to open my shop officially on Nov. 2, 2020. I have taken in over 200 guns already. With no previous customer base at all, the only advertising was a door sign and a sign next to the road that says GUN REPAIR and my number. I have a website and a Facebook page. Last month alone I had over 2700 website visits. I would never have imagined I would be 3 months back logged with Gunsmithing work less than a year after opening. Thank you AGI!! All of this and I haven't even completed the course yet. I just wanted to share this with you and say THANK YOU!!! Feel free to share my story with any one you need to because AGI's training works!" Thank you,

— **David Johnson, Johnson Gunsmithing LLC, Athens, AL**

- **Building the Classic Custom Mauser Rifle.** The step-by-step course covers actions, metal and wood work, and all aspects of building a Custom Mauser that you will be proud to have bear your name as Gunsmith. Over 8 hours of additional instruction.
- **AGI Certified Cowboy Action Armorer** Course with Testing and Certificate. This course provides you with advanced training to maintain and tune the firearms specifically used in “Cowboy Action Shooting”, which is one of the fastest growing shooting sports in the country. Covers repair & tuning of Colt & Ruger Single Action Style revolvers, Marlin & Winchester lever action rifles and the Winchester 97 pump shotgun. (This course ALONE retails for \$797)

Extra Self-Confidence Bonus – You will receive a Voucher for One week of Live hands-on in classroom training with AGI Instructors. Select your choice of the classes offered. This will provide you with that extra bit of self-confidence on the material you have studied and you can work the class into a time frame that fits your life style. (Voucher is good for up to 3 years from date of enrollment)

FINALLY – With the Level 2 You Also Get This Very Special Bonus Training:

Learn sitting by the side of the Master... “A Day At The Bench” with Bob Dunlap.

What if you could spend the equivalent of a Day at the Bench looking over a Master Gunsmith’s shoulder as he explains, not only what he is doing, but also what he is Thinking as he works through a series of real repairs. This additional video course provides you with that exact experience!

In this advanced course you will have the rare opportunity to understand how Bob Dunlap looks at and diagnoses Gunsmithing problems. This will take your professionalism to the next level. You will spend the equivalent of an entire day looking over Bob’s shoulder as he works on everything from a Luger Pistol to an Italian copy of a Winchester 73.

He talks to you about his thought process, what he looks for, how to diagnose problems and ways to make the fastest repairs. This is a very “hands-on” additional course. Bob also shares with you his philosophy on setting up your shop and how to move efficiently.

Has given me the skills and confidence to open my own shop. I will continue with AGI until I have my master gunsmithing certification.

Bradley Driggs, Perryville, Kentucky

I believe that the instructional videos are well produced. The ability to look at cutaways really enhances understanding. We don’t always get to handle all the guns in the videos so having a library of reference lessons is extremely helpful.

Marc Sweet, Redmond, Washington

AGI is the best. I’m super thankful for the wealth of information in all the DVD’s. I’m amazed at how quickly I was able to learn and apply the information and start making money! Not only is the information extremely thorough and presented in a very well-organized manner, but the instructors are amazing at their jobs.

Jason Phillips, West Richland, Washington

Great Classes. I ordered this as I was laid up with shoulder surgery and was not sure if I would be able to do what I normally do. I am in the process of going through the Master Gunsmith course. There is a lot of videos to go through. A lot to digest. I would recommend this to anyone thinking of becoming a Gunsmith.

Randy Sellers, Alger, Michigan

The AGI courses I have thus far engaged in have surpassed all my expectations. They give me the confidence to explore and experiment.

Kirk Lincoln, Santa Rosa, California

After watching this very special training, you too will have the ability to rapidly analyze problems and apply the most direct solutions. This is Four and a half (4 1/2) additional hours of exclusive insider information.

To enroll or to find out what you may qualify for, call us at 1-800-797-0867 to speak to a Student Advisor, they will be happy to help you out. Or email us at info@americangunsmith.com Or mail it to AGI, 351 Second Street, Napa, CA. 94559

California students contact us for additional requirements and restrictions.

AGAIN – to see samples from the actual course videos themselves, take a few minutes to watch the enclosed Introductory Training Video VIDEO or Go to: www.GunsmithingCourse.com

And... If you'd like to go further to get an even more advanced and comprehensive education in the art and science of Gunsmithing...

Experience the Master Gunsmithing Course:

THIS Is the Course the Majority Of Our Students Choose To Enroll In. It will provide you with the knowledge and additional advanced skills and techniques, including welding, that will enable you to become a master of your craft and highly respected by family, friends, and customers.

In addition to Everything included in the Level 1 & 2 Professional Gunsmithing Courses, the Master Gunsmithing Course also teaches you all of this additional information:

How-to Become a Competent Welder in Just a Few Hours

If you have ever tried to weld and were frustrated by the results, then this course is for you! The skill of welding used to take years to master. But now, Because AGI uses the latest in video technology, we will reveal the secrets of success by showing you how to make the perfect weld by controlling the molten puddle. We bring you so close that you feel like you are right in the molten metal puddle. For the First Time Ever, ***you can SEE what you need to do a make a perfect weld.***

AGI takes the guess work out of it. Once you understand exactly how perfect welds are made you can then practice and your mind will be subconsciously moving your hands the correct way to match the perfect welding technique. In addition, you will also learn how to properly use a cutting torch, do MIG and Stick welding, and how to TIG weld for Gunsmithing.

This is the First Time a complete video course on welding has ever been produced and it will open your eyes to the entire process, removing the veil of mystery surrounding precision welding.

As with every other one of our courses we completely cover the entire spectrum of welding from A-Z. From Safety and History through Gas, Cutting, MIG, Stick (Arc), TIG, Plasma cutting,



*Contents subject to change based on availability.
Some books and documents are delivered digitally.



You will feel like you are right in the middle of the Molten Puddle!

reading welding symbols and blueprints, how- to projects, TIG Welding for Gunsmithing and How to make the perfect weld. Over 22 Hours of instruction that you will want to refer to again and again.



Additional Certified Customizing Courses Included in the MASTER Course:



- **AGI Certified 1911 Pistolsmith Course:** teaches you additional tricks and techniques for building high-end Custom 1911 style concealed carry and competition pistols. Includes 27 specialized hours of instruction by Gene Shuey and other AGI instructors. With additional detailed professional notebooks that provide quick reference and additional resources. You will **Be a certified 1911 Pistolsmith** and wear the custom certified patch with pride. A \$1,497 Value.
- **AGI Certified AR-15/M-4 Riflesmith Course:** Teaches you how to build the baddest tactical, varmint or competition rifles. 12 hours of specific instruction in building Custom AR-15's. Includes the detailed professional notebook, with resources. You will get certification as an **AR-15/M4 Riflesmith** and wear the certified patch. Value \$1,497.
- **AGI Certified Glocksmith Course:** Teaches you how to build custom Carry Glocks and competition Glocks. 17 hours of detailed specialized instruction in customizing Glock pistols. Instructed by Glocksmith T.R. Graham & Master pistolsmith Gene Shuey. Includes 17 hours of instruction, Specialized professional Glocksmith notes, certification and custom Certified Glocksmith patch. **You CAN Be a Certified Glocksmith**, \$1,497 Value.

"I've had an interest in firearms since I was a kid. My brother & I built an indoor BB gun range in our basement to shoot our GI Joes & I once got in some trouble plinking sparrows off our neighbor's ham radio tower (not smart). I joined the NRA & started reading to increase my knowledge & gradually started to gravitate more toward personal & home defense firearms rather than hunting per se. I'm getting close to retirement in 2-3 years or less if I can swing it & was looking for something to keep me busy & provide additional income. I got to thinking that Gunsmithing would be a perfect choice.

So, I started looking at several options & finally settled on AGI because it seemed you folks had the most comprehensive program for what I wanted. I decided it was time to "bite the bullet" & go "all in" & ordered the entire Master Gunsmith Program (welding & machining modules included). All I can say is, "You guys rock!"

I got all my materials in just a few days & everything was as described & better. I've listened to several of the CD series already (How To Get Your FFL & Business Success Systems & Business Success Toolbox). I completed the Introductory Gunsmithing course & am almost through the Pistolsmithing section. The content is great & every question I've had has been handled quickly & efficiently by your staff. I plan to start w/ gunsmithing at home as soon as I get my FFL. Then early next year I plan to open a full service personal & home defense gunshop with my wife & youngest son after he gets out of the Army (Asymmetric Warfare Instructor - Ft. Benning, GA). Eventually we want to have an on-site training facility & indoor range. AGI has been & will continue to be a big part of making it happen! Thanks again"

— Jim Riech



"I started Longbow Custom Firearms LLC last October. Since then, I have worked it part time, it is doing well. The biggest reason is the confidence the courses have given me, to do things I would never have tried before. The design and function knowledge I have gained is priceless. My college training was as a mechanical engineer. Four years of college did not give me the same level of insight in to mechanics that over 100 hours of quality video time with Mr. Dunlap did. Again, thank you for all your help"

— **Mike Blakesmith**

These are currently the three most popular firearms that people want to customize and you will have all of this additional information to short cut your learning and enable you to start customizing these guns and earning serious additional income like a Master Gunsmith.

PLUS WE WILL INCLUDE THESE EXTRA, EXTRA TRAINING COURSES!

The Master Gunsmithing Course also includes these Professional Courses on VIDEO:

- **Building The G-3 Rifle from a parts Kit.** These "Assault Rifles" are popular and in demand. You will understand how to build your own or tune up a customer's rifle.
- **Advanced Techniques: How-to Rebarrel, "Blueprint," and Tune Military Mauser Bolt Action Rifles.** This is the next level in custom Mauser Rifle Building, including super tuning the action and major caliber conversions. Over seven hours of expert, detailed, how-to information.



These Extra, Extra courses provided for you in the **Master Gunsmithing Course** add yet another 10+ Concentrated Hours of exclusive instruction by Master Gunsmiths *in addition to the 22 hours of video welding course, and the 57 hours of how-to video instruction and certification on Customizing Glocks, 1911's and AR-15's!!!*

This is easily the equivalent of another two semesters at a regular gunsmithing school, if they were even able to teach these classes in this level of depth. (*They Can't & Don't!*) These additional courses provide tens of thousands of dollars of additional value and exclusive knowledge that you couldn't get anywhere else.

What Other School Could Possibly Teach You ALL of This? Let Alone have it available at your fingertips for your personal access on a moment's notice! Look,

Even if you were able to spend 2 plus years attending a “campus based” Gunsmithing School, I guarantee that they wouldn’t be able to teach you everything that we cover in the Master Gunsmithing Course. But as the man says, “But Wait, there is Still Much More....!”

But First.... Let’s do a quick review.

The Master Gunsmithing Course includes:

- **The Core Complete Certified Professional Gunsmithing Level 1 Design, Function and Repair Course** (168 Hours of instruction equal to a full two years at a Gunsmithing College). AND
- **The Complete Professional Level 2** – which includes **the complete Machine Shop course** (over 30 hours) Tests and Certification, the entire “**Day at the Bench**” course, **Advanced Trigger Job Course**, and the pile of **other video courses** listed earlier.

PLUS

- **The Complete Professional Welding Course** (over 22 hours).
- **Plus, All the Extra Gunsmithing courses listed including; the AGI Certified 1911, Glock and AR-15 courses. Which is Far MORE Than 100 hours of additional hard-core, real world Gunsmithing Instruction, saving you years and years of having to learning it the hard way, if ever.**
- **Double Self-Confidence Bonus – You will receive a Voucher for TWO separate weeks of Live hands-on in classroom training with AGI Instructors. Select your choice of classes offered. This will provide you with that extra bit of self-confidence on the material you have studied and you can work the classes into a time frame that fits your life style. (Voucher is Good for up to 3 years from date of enrollment)**

AND as a SUPER BONUS For MASTER Gunsmithing Course students ONLY :

A comparative example to put your investment in a “Turn-Key” Gunsmithing Shop into perspective:

Think about it - if you were to invest in a franchise business opportunity, you would typically spend anywhere from \$20,000-\$250,000 or more just to purchase the rights.



Then you would invest another large sum to establish the franchise itself. Plus, you pay a percentage of all your sales to the Franchise Company as long as you own the business.

Then the Franchisor company tells you how to run your business and what you can and can’t do. They are basically your boss.

And still after all of this, **a large percentage of franchises fail.**

In comparison, the entire **Advanced Master Course** has all the knowledge you need to start a Gunsmithing Business for less than \$15,000 and without having to pay franchise fees and be bossed around by others. It’s a business you can start with a very low overhead and with little capital by comparison.

Occasionally we get asked “Is AGI Accredited?” because they see that being advertised by some other “gunsmithing” schools.

The simple answer is that **we are approved by the State of California as a Private Post Secondary Institute**, with rigid requirements, which is an accomplishment that is certainly not an easy task.

And because we are fiercely independent, we have chosen NOT to be further regulated by other regulatory bureaucracies, which means being under their thumb and rules, just to become “accredited.”

Frankly, just so you know, “being accredited” doesn’t speak at all to the quality of the courses offered. Many of those “schools” that you have seen that are “accredited” are offering cheesy booklet gunsmithing courses or simple online PDFs or short little online videos. You can ask the students who studied with them first and then had to come to us to learn real Gunsmithing. They wish they hadn’t wasted their time and money with them.

A Complete Business Success Package, which includes:

A Thick binder of insider How-to Marketing information:

- A special set of audio CD interviews with all of AGI's instructors,
- The audio CD "Tax Secrets, what they don't want you to know" with a Top CPA advising you on how to set up your business and how to save money on Taxes (Properly applied this information could legally save you Thousands of dollars on your Taxes!)
- The exclusive AGI Flat Rate manual that shows you exactly what you should charge for most Gunsmithing jobs that you will commonly see in your shop. This takes the "Guess Work" out of getting started. You will know what to charge and look like a pro day one!
- A Complete Business Success Tool Box, that consists of 9 Audio CD's and a Manual teaching you how-to Plan your business, Create and Achieve Goals, Market your business, Understand your Financials and so much more. It's really a Mini-MBA program just for Gunsmiths.
- Plus, we provide you with other important information to help make your Gunsmithing business a Success.
- In total this is a \$2,695 Bonus Value – But is included with the Master Gunsmithing Course. Not available separately.

This Package Alone Could Make the Difference Between Success and Failure in Your Business – So WHY Would You Consider Going Into Gunsmithing Without It?

Think about it, the Master Course contains basically everything you need to know about becoming a Gunsmith and OPERATING a working, professional Gunsmithing shop.

Even with all this, your Total Investment in the entire Master Gunsmithing Course is far less than attending only one year of Campus Based Gunsmithing School.

Quite frankly this is a small fraction of what you would have to pay if you had to move and attend some campus-based program for two plus years and you still would not learn anywhere close to everything that we cover in the Master Course.

AGAIN – THIS is the course that most of our Students select to start rapidly on their path towards being a Professional Gunsmith.

To enroll or to find out what you may qualify for, call us at 1-800-797-0867 to speak to a Student Advisor, they will be happy to help you out. Or email us at info@americangunsmith.com Or mail it to AGI, 351 Second Street, Napa, CA. 94559. Enroll online @www.AmericanGunsmithingInstitute.com

But Maybe You're Saying to Yourself, "Love the Program, But Just Can't Swing It Financially Right Now."

Some prospective students who really want to enroll in the Professional Gunsmithing course but somehow feel they can't, often say that they think they "Can't afford it" or "Don't have the money". Well, while I can appreciate the feeling, having been extremely broke early in my life, But what I can't do is let people stop themselves so easily. After all, I would be doing them a HUGE disservice if I don't help them get past this mental block and get on the road to success as a Gunsmith.

In conversations with these individuals, we first look at what the real cost of the course is over ten years (Most people want to be Gunsmithing and making additional income for at least 10 years). Over that period of time it works out to less than \$1.97 a day for the Level 1 course. **Would you really let a \$1.97 a day keep you from being a professional Gunsmith? Seriously? Think about what you could make even part-time Gunsmithing, certainly a lot more than that. You might ask;**

So where can you get the money to invest in your education? Here are some common potential sources that our students have used; Sell some of the extra stuff you have such as a boat, extra car, or other items, ask a relative or friend to make you a loan, pull it from your 401K as a retirement education investment, use a home credit line, find a business partner, get a vocational rehabilitation grant, or just maybe take on some extra work via overtime or a side job – there are LOTS of options and really, the thing holding most people back isn't money but the lack of grit and determination to make their dreams come true. That's certainly not you, is it? Then just decide to make it happen!! It is truly the first step.

If you still aren't sure about enrolling in the Professional Gunsmithing Course, then I would encourage you to at least us a call and speak to a Student Advisor about how to accomplish your personal goals. Call us at 1-800-797-0867 or email us at info@americangunsmith.com Refer to Offer code SR22

Legal Stuff: This is Real Gunsmithing Educational information. Some people who go into Gunsmithing succeed while others don't. Your results may vary. But it won't be from the lack of quality information.

That is why we guarantee the course for a Full 12 Months or until you pass your first testing for certification. That way you know for a fact the course is everything we said it is.

To be clear, we are not promising you a job and I can't guarantee that you will be successful and make X amount of dollars per hour or per job. It's just doesn't work that way. It's up to you to apply the knowledge we provide. But as you have read, our courses are the "Real Deal". And our students have enjoyed great success by learning from the methods we teach. So.... Now it is up to you to choose the training you want, call 1-800-797-0867.

I feel like I have learned enough from the training vids, over the gunsmith's shoulder and the monthly meetings to jump into just about any repair! And I am about to find out, as I am finally ready to open up shop and give it a go, after a few years of learning and prep to get the business paperwork done! JC Gunsmithing is now open for business!

Jeremy Platson, Baldwin Wisconsin

The course was straight forward and no nonsense. It's more about the theory and understanding of how the parts work than just fixing one gun. Today it enabled me to deduce a Bersa 380's issue from the customer's issue by just talking to him. Not just telling him he made a poor decision in his purchase, but due to the poor design of their slide lock. Hope all the best to AGI.

James Howell, Niceville, Florida

Truly the best program out there! I spent a great deal of time searching for the best Gunsmithing School and all fingers point to AGI!

Troy Dowers, Candler, North Carolina

Teaches a simple approach with their design, function, and repair that made it simple to learn.

James Titus, Lost Creek, West Virginia

Note: You may be eligible for a special discount offer, or if you are a 30% or more disabled Veteran, the V.A. may pay for your entire Gunsmithing education. Give us a call!

California students contact us for additional requirements and restrictions.

Don't let anything keep you from reaching your dream of becoming a CERTIFIED PROFESSIONAL GUNSMITH.

Consider this "Take-It-To-The-Limit" option - ONLY Available from AGI: AGI's Advanced Master Level Course

The **Advanced Master Gunsmithing Course** includes everything in the Master Course, plus all of this:

- Professional Gunsmithing Course Expansion Modules additional training covering another 100+ specific firearms including more than 60 additional Pistols & Revolvers, 30+ Shotguns and dozens of additional Rimfire Rifles, showing disassembly, teaching how these additional systems work and how to make repairs. Approximately 40+ additional hours of Advanced instruction. Value \$2,400.++
- Complete Armorer's Course Library – of 66 Armorer Individual Armorer Courses – An incredible training & reference resource on all 66 specific firearms. Over \$3,297 retail value.
- The Advanced Master Course also comes with a total of three (3) Certificates for a week long, hands-on training course of your choice in basic and advanced Gunsmithing techniques taught by AGI Instructors in a small class environment. Minimum Value \$3,000.



*contents subject to change based on availability.
Some books and documents are delivered digitally.

So don't be fooled. Check out the school's level of instruction and professional quality of the course information, along with the student support, the real-world credentials of their instructors, and you will find that they *all fall short* of the American Gunsmithing Institute. The fact is that they certainly don't teach Professional Gunsmithing at the level we do, covering complete Firearms, Design, Function, and Repair.

There is NO OTHER Distance Education Gunsmithing School that will give you a "Better Than Campus Based Gunsmithing Experience." Only the American Gunsmithing Institute delivers this complete educational experience.

AGI's courses were designed and taught by dedicated Gunsmiths from the ground up to teach this proven DESIGN, FUNCTION, & REPAIR system of instruction which enables our students to become successful Certified Professional Gunsmiths.

To enroll or to find out what you may qualify for, call us at **1-800-797-0867** to speak to a Student Advisor, they will be happy to help you out. Or email us at info@americangunsmith.com Or mail to AGI, 351 Second Street, Napa, CA. 94559

**Warning: The AGI Professional Gunsmithing Course
Isn't For Everybody! Find Out If It's Right For You...**

In fact, we **Really Want** you to check out all the other “gunsmithing schools”, because once you do I am sure you will see the difference and agree that the American Gunsmithing Institute is the **ONLY, Premium Quality, Serious Content, Study-at-home, Professional Course, taught on video by True Master Gunsmiths, that Exceeds the content and value any Campus based Gunsmithing School !**

Successfully Completing the AGI program is at least equal to or **Greater than** attending ANY 2 plus year campus based Gunsmithing school! It contains THAT much information. Actually it contains more instruction than you will get at those schools.

Check This Out:

“I recently completed a different “mail order gunsmithing course”. Their entire action bedding section can be summarized as “follow the instructions in the Brownell’s Action Bedding Kit”. In contrast, your video course (Stock Bedding) took me step-by-step through the entire process with each step clearly demonstrated. My first attempt looked very professional. Thanks AGI.”

- Jack Herber, San Bernardino, CA.

We teach Gunsmithing and we take it very seriously. AGI is approved to operate by the California Bureau of Private and Post Secondary Education (BPPE), and has received approval from the Department of Veteran Affairs for funding for qualifying disabled veterans. We have also received approval from numerous state rehabilitation programs. In fact, we’ll even help you fill out the paperwork for the V.A. or your company or state’s program!

We are small and like it that way. When you become an AGI Gunsmithing student, you become part of an Elite association of some of the best-trained gunsmiths worldwide. We promise to provide you with the most complete, professional, easy to learn video Gunsmithing course available, instructed by some of the premier master gunsmiths in the world. Isn’t that exactly the type of training you’re looking for?

We have so much confidence that you’ll be completely satisfied with and Benefit from AGI’s Professional Gunsmithing Course, that we back it with this remarkable guarantee:

The American Gunsmithing Institute’s 12 MONTH Better Than Risk Free “Bulletproof” Guarantee:

If you become dissatisfied with the A.G.I. Professional Gunsmithing Course, for any reason, you can return it for a full refund for up to a FULL YEAR! Or, until you pass your first test for certification. Because by then you will know just how good it is. With No hard feelings...and we’ll even let you keep “The Money Makers” Bonus Video Course (see next page), easily worth hundreds of dollars.

“My name is James Minor, I enrolled in your Master Gunsmith course and have finished all of the courses except the Machine shop course which I hope to finish this year. I opened a shop and have been so overwhelmed with repairs that it has taken me time to finish the course. As I remember there is not a deadline for completion of the master gunsmith course. By the way, in the last year I have made enough money to buy a 12x36 lathe, a nice mill, a blast cabinet, a large air compressor and a nice drill press. I’m on my way! Thank you for the course. You read about this in your ads, but didn’t believe it. Now I do.”

— **James Minor,
Granville Gun Works**

Your courses are fantastic, Everyone I’ve ever spoken with connected with the organization has been awesome. It’s been a great experience.

— **Richard Popovich,
Garden Valley, California**

As far as remote education goes this is the most comprehensive and complete course available. Your attention to detail no matter what the level of experience the student has is perfect. And my ability to also have on hand the materials afterwards is of the greatest value that you offer. I look forward with bated breath completing my course of studies!

— **Arthur Bliven, Waterford, CT**

What could be fairer than that!? You know we couldn't offer a guarantee like this unless we knew that the AGI Professional Gunsmithing Course is the best Design, Function, and Repair system ever offered. So don't delay, enroll in the complete course today!

And Lastly, I'm going to provide you with one more extremely valuable BONUS...

It's the answer to one of the biggest challenges new Gunsmiths face – getting to the money FAST. You're running this as a business, not as a hobby, and you deserve the chance to serve as many customers as you can – as I stated earlier, the need is real and will only continue to grow over the coming years.

Which is why I'm including a bonus suite of **Money Making Instructional Videos....**

TOP Secret Bonus: THE MONEY MAKERS!

I want you to succeed! So, here is one more additional Bonus Course that WE DO NOT OFFER or SELL SEPARATELY and that if applied properly could quite possibly pay for your complete Gunsmithing education and I am going to give it to you FREE, No Matter what level of Gunsmithing Course you choose,


Enroll in the Advanced Master, Master, Pro-Level 1 or 2 and you will receive "The Moneymakers"

Hands-on Shop techniques that will get you making money in your shop Fast!

Using this "Money Makers" information alone could possibly pay for your entire course!

This bonus video course will show you the fastest "hands on" step-by-step shop procedures to earn steady money on the services most commonly requested by your customers.

Topics include: Installing recoil pads, sling swivels & scopes, cold bluing, re-tipping firing pins, repairing broken stocks, installing & adjusting iron sights, fitting magazines, Colt .45 Auto-Grip screws & plunger tube installation, repairing .22 Rimfire chambers, straightening bent & dented shotgun barrels, cleaning & oiling techniques, stock bedding, casting a chamber, slugging a bore, and much more! This is 4 hours of additional "hands on" video instruction that will show you how to make money fast! The Knowledge contained in this Bonus Course is worth thousands of dollars in additional income doing by performing these easy, in demand, repairs & customizing!



To become a student of AGI, simply give us a call at 1-800-797-0867 to Get Started Now. Watch just one VIDEO a day and You can complete the Professional Gunsmithing Course in as little as 90 days. But there is no time limit, so you set your own pace and can decide how long you want to take to complete the course.

Turn the page to see which Gunsmithing course is right for you.



Which AGI Professional Gunsmithing Course Will You Choose?

American Gunsmithing Institute Professional Gunsmithing Courses	LEVEL ONE	LEVEL TWO	THE MASTER	ADVANCED MASTER
Introduction to Professional Gunsmithing - 5 hours	✖	✖	✖	✖
Handgun - Pistol & Revolver Design, Function, & Repair - 35 hours	✖	✖	✖	✖
Shotgun Design, Function, and Repair - 41 hours	✖	✖	✖	✖
Rimfire Design, Function, and Repair - 27 hours	✖	✖	✖	✖
Rifle Design, Function, and Repair - 44 hours	✖	✖	✖	✖
The Money Makers - 4 hours	✖	✖	✖	✖
The Complete History of Smith & Wesson - 3.5 hours	✖	✖	✖	✖
Buying and Collecting Used Guns Without Getting Burned - 2 hours	✖	✖	✖	✖
Professional Gun Cleaning Secrets - 2 hours	✖	✖	✖	✖
Super Tuning the Factory Rifle - 3.5 hours	✖	✖	✖	✖
Relining and Restoring .22 Barrels - 2 hours	✖	✖	✖	✖
Gunsmithing FFL (Federal Firearms License) starter kit	✖	✖	✖	✖
Digital Firearms Schematics Reference Drive - 2,000+ pages	✖	✖	✖	✖
Drill and Tap Chart	✖	✖	✖	✖
Stock Refinishing - 2 hours	✖	✖	✖	✖
Building the M1-Garand from a Parts Kit - 2 hours	✖	✖	✖	✖
Glass Bedding for Accuracy - 2 hours	✖	✖	✖	✖
1 week of hands-on in-the-classroom training with an AGI instructor	175 hours of detailed instruction!	✖	✖	✖
AGI Certified Cowboy Action Armorer's Course - 12 hours		✖	✖	✖
AGI Certified Machine Shop Course: Lathe, Mill, General - 30 hours		✖	✖	✖
A Day at the Bench with Bob Dunlap - 4 hours		✖	✖	✖
Professional Metal Finishing & Hot Caustic Bluing - 4 hours		✖	✖	✖
Advanced Trigger Jobs and Systems - 8 hours		✖	✖	✖
Building the Custom Mauser Rifle - 8 hours		✖	✖	✖
Classic Slow Rust and Nitre Bluing - 3.5 hours		✖	✖	✖
Pillar Bedding for Accuracy - 2 hours		✖	✖	✖
Selecting, Understanding, & Buying Rifle & Pistol Scopes - 2 hours		✖	✖	✖
The Art of Making Flat Springs - 1 hour		✖	✖	✖
How to Make Coil Springs - 1 hour		✖	✖	✖
How to Case Harden Metal Parts - 1 hour		✖	✖	✖
How to Heat Treat Carbon Steels - 1 hour		✖	✖	✖
Heat Treat Temperature Guide for Carbon Steel		✖	✖	✖
Custom Barreling Bolt Action Rifles - 2 hours		✖	✖	✖
Business Success System Package - 18 hours			✖	✖
AGI Certified 1911 Pistolsmith Customizing Course - 27 hours		255 hours of detailed instruction!	✖	✖
AGI Certified AR-15/M4 Riflesmith Customizing Course - 12 hours			✖	✖
AGI Certified Glocksmith Customizing Course - 17 hours			✖	✖
Bob Dunlap's Gunsmithing History and Philosophy - 6 hours			✖	✖
AGI Certified Advanced Welding Course - 22 hours			✖	✖
Building the G3 from a Parts Kit - 1.5 hours			✖	✖
How to Rebarrel and Blueprint Military Bolt Action Rifles - 5 hours			✖	✖
Exclusive Gunsmithing Flat Rate Manual - how to price your work			✖	✖
Marketing Manual - How to market your business			✖	✖
Handgun Advanced Training Expansion Module - 36 hours			363 hours of detailed instruction!	✖
Shotgun Advanced Training Expansion Module - 36 hours				✖
Rimfire Advanced Training Expansion Module - 15 hours				✖
Pivot Barrel, SS, O/U, SxS, Double Barrel Shotguns - 24 hours				✖
Complete Library of Armorer's Courses - 66 Titles - 100+ hours	574+ hours of detailed instruction!			✖ →

1-800-797-0867 • www.AmericanGunsmith.com

Rev 4/25/2022 VER 22.2

Gunsmithing Course Enrollment Tuition Choices

American Gunsmithing Institute Certified Professional Gunsmithing Courses	Student Tuition
Level 1 AGI Certified Professional Gunsmithing Course	\$5,997.00*
Level 2 AGI Certified Professional Gunsmithing Course	\$8,497.00*
Master AGI Certified Professional Gunsmithing Course	\$11,997.00*
Advanced Master AGI Certified Professional Gunsmithing Course	\$14,997.00*

*Plus shipping and handling

Payment options are available, contact an AGI student advisor for details.

Concerned About the Cost of Gunsmithing Tools?

Just How Much Do You Need to Spend to Become a Gunsmith and What about the real Cost of the Tools?

Recently I saw an exchange online where one individual gave an estimate that it would cost about \$150,000 just in tools to become a Gunsmith. He was then asked if he was a Gunsmith, and he admitted that No he wasn't, but he was sure it cost a lot to set up a shop, plus it would cost a lot more for a Gunsmithing Education and take Years to be able to build a reputation. Wow, is he ever WRONG!!



AGI student's gun shop in a spare bedroom.

Gunsmithing is really a pretty low overhead business that in most areas you can even legally operate out of your home.

When it comes to Tools, most guys love to keep buying them. But what do you really need to get started Gunsmithing?

Well first of all you need Knowledge. Owning all the tools in the world won't trump a complete grasp of firearms Design, Function, and then proper Repair.

But still, what are the tools that you need to get started and how much do they cost?

"I love the courses! The DVDs are very well-indexed, and the student advisors are very knowledgeable, and helpful."

— **Roland Hutson,
Olathe Colorado**

"I thought I knew weapon systems, THAT was before I purchased AGI...I found out VERY QUICKLY how wrong I was... thanks to AGI I now have an ACTUAL GUNSMITHING BUSINESS AND MY FFL! I recommend AGI to anyone who (even remotely) shows an interest in gunsmithing!"

John Smedile, Wayne, NJ

"I can't speak highly enough about the AGI programs. The low-pressure flexibility of being able to complete the courses on my time with no looming deadlines is huge for me as I'm still working two jobs, and the content and course instructions is amazing! Would absolutely recommend AGI to anyone interested in firearms training."

Jess Radtke, Saint Charles, MN

Because most firearms are simply held together by pins and screws, you need the appropriate hand tools such as;

Pin Punches (steel and brass) for \$30 to \$50 for a set, ball peen hammers (2 ounce, 4 ounce and 8 ounce are the most common sizes), about \$40 to \$70 for the three of them, Gunsmithing Screwdrivers, (Set of Parallel ground tips, or a set of multi-tip Gunsmithing drivers), Around \$50 to \$90 a set, a good parallel vise such as a Versa vise, for around \$80, and some files, pliers and picks, for another \$50-\$75 and your are ready to do basic cleanings, disassembly and reassemble along with parts replacement and basic repairs. So between \$250 and \$365 for all of that.

Add in a Foredom tool with foot pedal speed control and Jacob's hand chuck, as your primary power tool with a drill, grinding, cutting, polishing tool package and that will set you back an additional \$479. A foredom tool set up like this enables you to fit and make parts. Certainly most everything that you need for basic and intermediate Gunsmithing.

Then Add in; some specialty tools, such as a laser boresighter, (\$50), Trigger Pull Gauge (\$75), Cleaning Cradle (\$80), a small Belt Sander (\$150), bench top drillpress (\$129), bench grinder (\$65), bench top 7" x 12" lathe (for retipping firing pins, polishing screw heads, making pins, setting back pistol barrels, etc.) (About \$695 for a good one), a gas welding rig for \$449 and a low power TIG welder for repairing small metal parts (between \$900 - \$1,200).

You will also need a good bench and some lighting, a mat and other miscellaneous general shop set up for \$500 to \$1,000.

So a total of about \$3,822 to \$4,737 for ALL of that !! Which will pretty much handle any Gunsmithing job and enable you to do complete general firearms repair, maintenance, and customizing.

Beyond that I would suggest that you get a complete Professional Grade UltraSonic Cleaning System (with marketing package) for \$2,497 which will help you do Clean & Oils much faster and will help jump start your business. Go to **www.ProGunCleaningSystem.com** to learn more.

Then if, and when, you are ready to do custom rifle barreling and relining work, you can invest in a lathe and spend between \$3,000 and \$10,000 depending on whether new or used, how much tooling it comes with and what brand & model. However when you are just getting started you can subcontract the lathe work to a machine shop.

Finally, if you are going to do a lot of pistol slide rework, you would like to have a milling machine, although frankly it is not a tool that you will use a lot in a general repair and customizing Gunsmithing shop.

From there you will be making some specialty tools or purchasing them when specific jobs come in, but only when you need them.

So as you can see it certainly doesn't take anywhere near \$150,000. More like \$500 to \$1,000 for all the basic tools you need to get started. From there you can buy all the tools you need or desire from your Gunsmithing Profits (which is the smartest way to grow a business).

As far as building a good reputation, AGI has students that have been in business for less than a year and are already weeks or months back logged with work and have a strong following. If you understand exactly what is wrong with a firearm and the proper way to repair it, along with some care and common sense, you can rapidly build a reputation.

But if you actually know D, F, & R, the way AGI teaches it, you don't even need any of the tools above to fix many firearms. In a pinch I have actually repaired firearms using only a high quality Swiss multi-tool army knife. Knowledge is the most important tool in your tool box!

Currently the American Gunsmithing Institute's (AGI), Highest Level course the Certified Advanced Master Gunsmithing course is less than \$15,000. And AGI has study-at-home Certified Professional Gunsmithing courses that start at as little as \$5,997. So compared starting most types of businesses, a Gunsmithing business really requires a pretty small investment. Especially when compared to most any other business with a similar opportunity.

So anyone who is discouraging you to become a Gunsmith because of the supposed "high costs" is simply wrong. They may even be jealous that you are thinking of actually doing something that they only dreamed about and therefore they try and discourage others from reaching their goals.

Losers like that really annoy me. But you can achieve whatever goal you set your mind to. That includes becoming a Certified Gunsmith, and setting up a Gunsmithing shop for a lot less than others think. You can be your own boss and control your time and life. But the key is the right knowledge.

Look, I understand you could have friends and family that might be skeptical;

They might not “Get” your true passion for firearms... they might not realize just how fascinating firearms can be and how much fun they are to work on... they don’t realize that if you KNEW how to gunsmith you could control your own life, having an amazing job where people respect and admire you as a true Craftsman...

And... let me ask you this... how many of THEM are really living the life of THEIR dreams? So, it’s up to you... if you act now and decide to move forward, in a relatively short time from now you could be a CERTIFIED GUNSMITH with rock-solid Confidence backed up by Competence... or, on the other hand you could just let fear, doubt and their unfounded concerns stop you from something great. You Decide.

But consider this, if you enroll now you will be instantly learning about Gunsmithing and if you decide not to stay with the program, AGI will refund your investment for up to a full year.

You really do have **zero risk** and nothing to lose.

If you are ready, and want the fastest, most comprehensive, Real Gunsmithing learning experience available, I invite you to apply for enrollment in the American Gunsmithing Institute’s Gunsmithing Courses today.

Call 1-800- 797- 0867. Or mail it to AGI, 351 Second Street, Napa, CA. 94559. OR email us at info@americangunsmith.com or enroll online at AmericanGunsmithingInstitute.com

And take the first step towards living your dream and doing what you love!



Gene with his WWII era Thompson Sub Machine Gun 1928 A1.

Sincerely,

Gene “Machinegun” Kelly

— Gene Kelly, President, *American Gunsmithing Institute*

P.S. Remember you can Become a Certified Professional Gunsmith quickly and at a huge savings when compared to campus-based schools. You can become a Certified Gunsmith for less than the price of a Fast Food meal or a Fancy cup of coffee a day.

What would it mean to you personally to be able to call yourself a Certified Gunsmith and know that it was True?! Don’t let the opportunity to get pass you by. Get started by giving us a call.

Give us a call at 1-800-797-0867. Refer to Offer Code: SR22

P.P.S. If presently or in the past, you have enrolled in any other Gunsmithing Course and have been disappointed, we certainly understand. Frankly many of the courses offered by other “schools” are just plain lame. I am so convinced that the American Gunsmithing Institute’s course is so superior to those other “courses”, & it will provide you the knowledge you want and need, that I back your satisfaction in the course with a **100% Money Back Guarantee for One Full Year or until you pass your first certification test (you will know by then how good it is!) whichever comes first.**

We stand fully behind our courses and are Rated A+ by the Better Business Bureau (BBB). So just give us a call and talk to a Student Advisor. 1-800-797-0867.

I’ll leave you with just a few more notes from AGI Students (we have hundreds on file plus video interviews with students at www.AGIReviews.com):

"I am a professional pilot for a major airline and have a small firearms business on the side. Being a pilot my work schedule varies from week to week so taking a classroom welding course was not an option for me. When AGI announced that a welding course was being developed, I was excited and one of the first to enroll. I knew that if the welding course was on par with the other AGI courses I had, it was going to be good. Well, I just finished reviewing the course and it's Fantastic. I have tried gas and arc welding many times in the past. One thing for certain...I had no idea of what I was doing. And as for MIG and TIG; What's That?!?"

I had read all the manuals on gas and arc welding but I could Not convert all of the reading and photos to practical application. You can't just read about welding and expect to get good results; you need a professional instructor. This video course gives you that professional instructor. It allows you to watch the welding process up close. You can't get any closer!

Watching the welding process, as the instructor is explaining what he is doing. I don't believe you can get this level of instruction in a classroom. And best of all, if you miss something ...just hit rewind and watch it again. This course Covers all the basic types of welding. Gas welding/cutting, arc, MIG and TIG but most importantly it covers gunsmith welding. This course has made me a more confident and competent gunsmith. Well worth the investment. Thanks."

— **Jeffery C. May, President /Gunsmith,
Tactical Tools Inc., Oakton, VA. 22124**

"The training and instruction I have received far surpassed any expectations I had. And I can't say enough good things about my student advisor. Sue has been there for support every step of the way! Also kudos to the rest of the staff. Every time I have talked with anyone at the company they all have been helpful."

— **Sean Brooks, Denver CO**

"The video trainings that are provided for self-education are some of the finest that I have viewed. I have learned many things from viewing the many videos, they have enhanced my knowledge of weapons more than I have ever dreamed. I wish to thank the many instructors who have taken their time to make these videos."

— **Richard Snyder, Tuckerton, NJ**

"AGI has been a great experience for me and my family. My daughter and I are now both certified gunsmiths and couldn't be happier with our education on design and function from the experts at AGI!"

— **Matthew McPherson, Otsego, MI**

"I have been tinkering with firearms my whole life. A few years ago, my wife told me to go ahead and start a business selling firearms. So, I did, I got my FFL and started selling guns here and there. Occasionally, I would work on friends' guns and never gave a thought to really gunsmithing. Well, that turned into Hey, a friend of mine has this gun... Can you fix it? My wife told me I should look into formal schools for gunsmithing. I researched a couple different schools and settled on AGI. BEST DECISION EVER! I started with the level 1 course just to get my feet wet and use that as a basis to start working on firearms as a certified gunsmith. My business blew up when I started advertising as a certified gunsmith. I never would have thought how many folks have busted firearms and just needed someone they could trust to repair them. I have since purchased the Advanced Master course to build on what I have learned thus far and make myself a more rounded gunsmith. Thanks AGI!"

Gerhard Tauss, Pearland, TX

Watch The Video Introductory Lesson at www.GunsmithingCourse.com

“Josh Stevens here. I was curious about just how many guns I worked on last year because I am way busier this year than last. So I counted and I was a little bit surprised at how many it was....281 guns I worked on last year. But that’s only the number of gun that were logged into my system because they had to stay the night as parts were made or ordered for the guns to be repaired. There were many other guns that were quick fixes and quick cash. Mind you I have been able to do these repairs with just my Certified Professional Gunsmithing pistolsmithing section of the course, I’m in the middle of the shotguns section right now. Anyway back to the numbers... last year almost each month grew but this year it has doubled and I love it! Also doubling the number of guns from last year also makes me very happy I made the decision and investment to be a part of AGI and the Gunsmithing Club of America.

I even just picked up my first “across” state gun for me to work on. He drove almost 4 hrs for me to repair and upgrade his gun. I couldn’t have done this without the help of everyone at AGI and I greatly appreciate all the help everyone has provided me. Now I just need to find time to get my other courses completed... tough when you’re a single father of two great boys and fixing all these guns, but I do keep on making progress watching VIDEO’s and taking tests. Thanks Again,”

— **Joshua J. Stevens, Rogers, AR**

You could try and go with a school that is a smaller investment than AGI’s Professional Gunsmithing Course, here’s how that might work out for you:

“I made the mistake of taking another cheaper school for gunsmithing course which is in Pennsylvania. I knew I made a mistake when I read in one of my lesson books that for further instructional help, to go to the AGI website and get a VIDEO on the subject. When other schools are giving YOU that kind of acknowledgement, then you have to be the best.

I have dyslexia and even though I can read, reading is very hard for me. I have always been the type of person that when you show me how to do something, I can do it. I had a few AGI Gunsmithing VIDEOs already. They are beyond words for the quality and simple methods that you use to teach us this trade. I have learned more in the few AGI videos that I have watched, than 7 of the course books from that other “Gunsmithing school.”

The detail and close ups on your VIDEOs show exactly what is being said and clears up any confusion. I am one that will tell you that everything you all do is totally appreciated. You are professionals for professionals. You may post this letter in any of your publications or websites. It is given to you free of charge without wanting any kind of compensation. I just want to help others save both time and money by enrolling into the greatest Gunsmithing home study course on earth.”

— **Gordon Fisher**

NOTE: The American Gunsmithing Institute is a private institution and approved to operate by the California Bureau for Private Postsecondary Education. Approval to operate means the institution is compliant with the minimum standards contained in the California Private Postsecondary Education Act of 2009 (as amended) and Division 7.5 of Title 5 of the California Code of Regulations.


Watch this demonstration video:

To see samples from actual training videos, watch the enclosed 2 hour Training Video “How to Get Started In Professional Gunsmithing.” Go to: **www.GunsmithingCourse.com** for the online version.

Experience the *equivalent* of an advanced, two- year campus based Professional Gunsmithing School education without leaving home! Enroll now: 1-800-797-0867



351 Second Street
Napa, CA 94559
1-800-797-0867 Call now to enroll!



Become a Certified Professional Gunsmith!

Complete Study at Home Course

American Gunsmithing Institute's Virtual Campus program

Experience the Freedom of being your own boss

- Start a Career Gunsmithing and make money Part-time, Full-time or as a Retirement Income.
- Be a respected Craftsman – A Certified Professional Gunsmith.
- Step-by-step video instruction by Master Gunsmiths.
- Learn in the privacy of your home!
- Study at home

(Complete details inside)

www.AmericanGunsmithingInstitute.com | 1-800-797-0867